

The ORIGINAL Contractor Plant from **FABTEC** Inc.



Fab Tec has been manufacturing "Quality Equipment Built Tough" since 1988 and today's Fab Contractor Plant is no exception.



From the first time a Belt Feeder was combined with the Fab Tec Pro Screen Plant, this cost effective piece of machinery has been proving its versatility and durability year-in year-out.

Contractor Plant Features & Options



Grizzly- Feeder

The hydraulic grizzly and belt feeder mounted on the back of the carrier makes the Contractor a compact , efficient screening system.



150 Kw Gen-set

The Perkins diesel 150 Kw generator with Square D switch gear

makes the Contractor fully self contained with plenty of power to run the plant mounted equipment and off-plant conveyors. A fold-down platform makes diesel maintenance easy.

30" Folding Cross Conveyors



Leveling Options:
Hydraulic Leg System or Holland (Binkley)
Landing gear leveling jacks for fast set-up.



Pro 5x16 Screen Details



20 HP TEFC motor w/ 3 belt drive & guard.



Clamp bar bolts w/ spherical washers

Huck bolted screen decks

100 mm heavy duty shaker screen bearings



Alco isolation springs

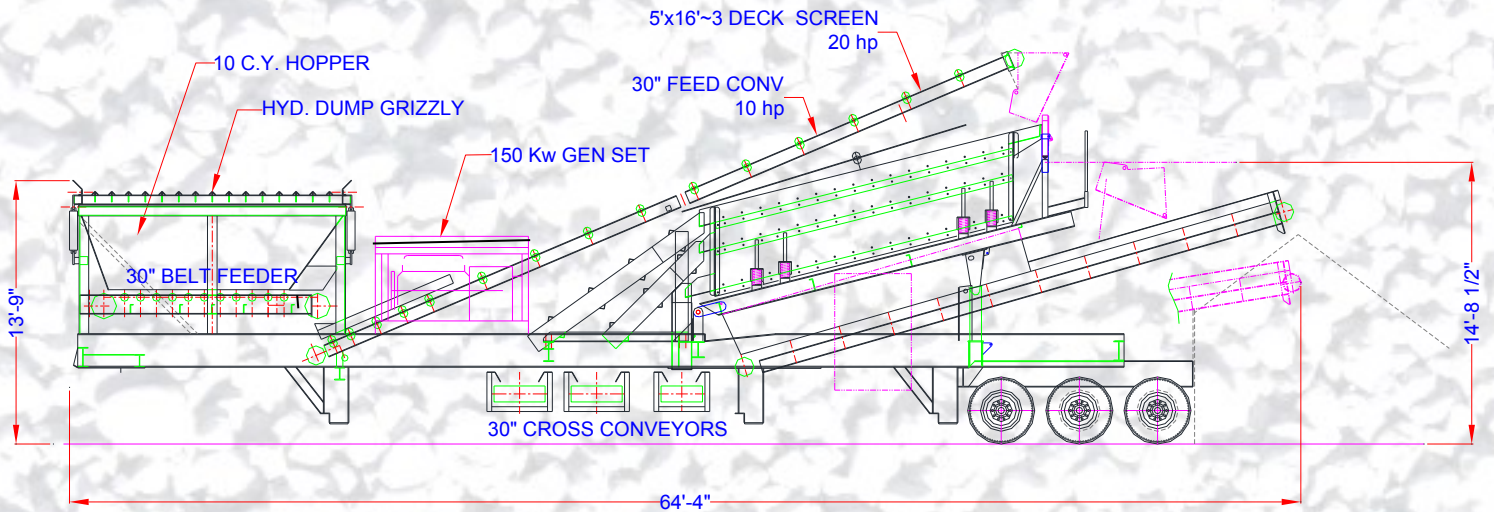


Heavy duty bearing housing with remote lube and adjustable counter-weight.

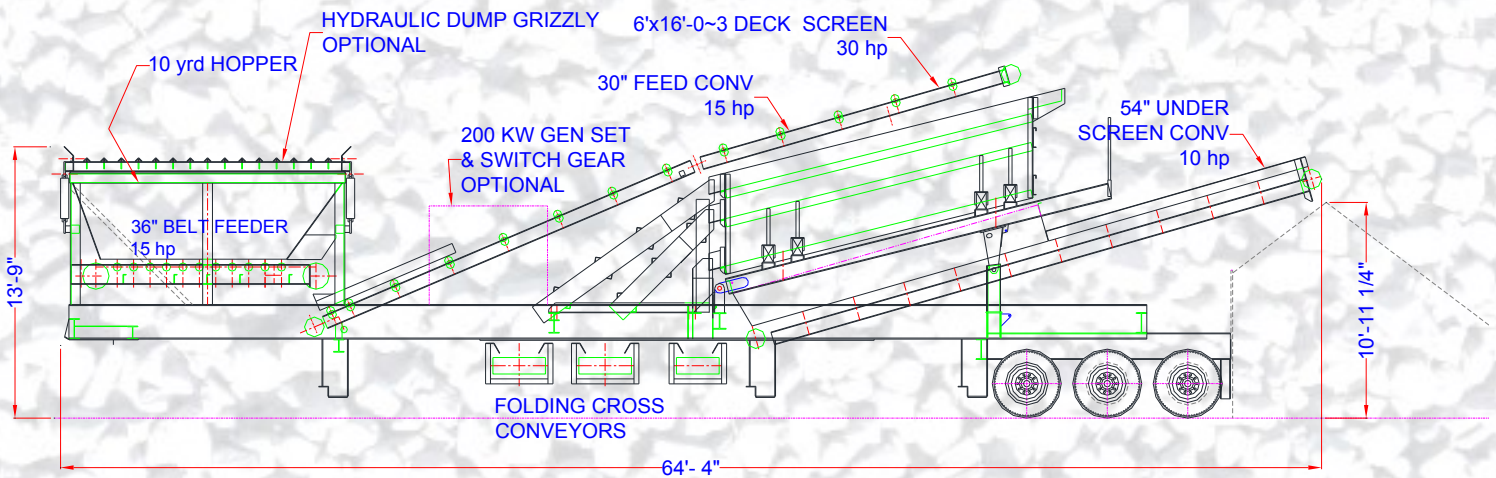




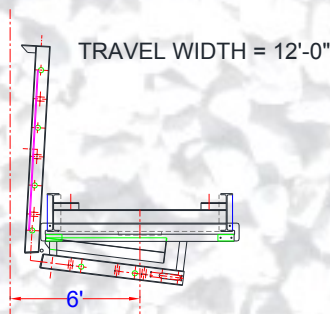
Contractor plant configurations



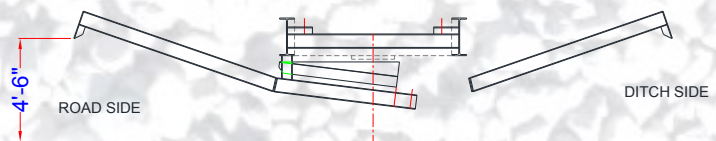
5x16 CONTRACTOR PLANT



6x16 CONTRACTOR PLANT



CROSS CONVEYORS IN TRAVEL POSITION



CONTRACTOR PLANT CROSS CONVEYORS IN OPERATING POSITION



Contractor plants make the difference



The 6x16 ~2 deck Contractor Plant with 200 Kw self contained power plant, switch gear, cross conveyors, and leveling jacks.



FIELD TESTED



With the Quality built in



Contact us about the 5x16 Contractor Plant, the 6x16 Contractor Plant, or the Sprint Plant and the many options available from Fab Tec, Inc.

Fab Tec, Inc. | Box 8006 Moscow, ID 83843 | Phone: (208) 883-8433 | www.fabtec.net