

The ORIGINAL Sprint Plant from **FABTEC^{Inc.}**



Fab Tec has been manufacturing "Quality Equipment Built Tough" since 1988 and today's Sprint Plant is no exception.



From the first time a Belt Feeder was combined with the Fab Tec Pro Screen Plant, this cost effective piece of machinery has been proving its versatility and durability year-in year-out.

Sprint Plant Features & Options



Grizzly- Feeder

The Optional hydraulic grizzly and belt feeder mounted on the back of the carrier makes the Contractor a compact, efficient screening system.



The Perkins diesel 75 or 100 Kw generator with Square D switch gear makes the Sprint fully self contained with plenty of power to run the plant mounted equipment and off-plant conveyors. A fold-down platform makes diesel maintenance easy.




Leveling Options:
Holland (Binkley) Landing gear leveling jacks for fast set-up.

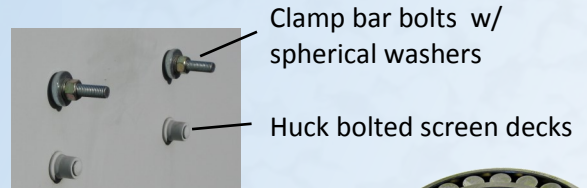


AR (Abrasion Resistant) plate lined chutes for long wear life.

Pro 4x12 & 5x12 Screen Details



15HP TEFC motor w/ 3 belt drive & guard.



100 mm heavy duty shaker screen bearings



Alco isolation springs

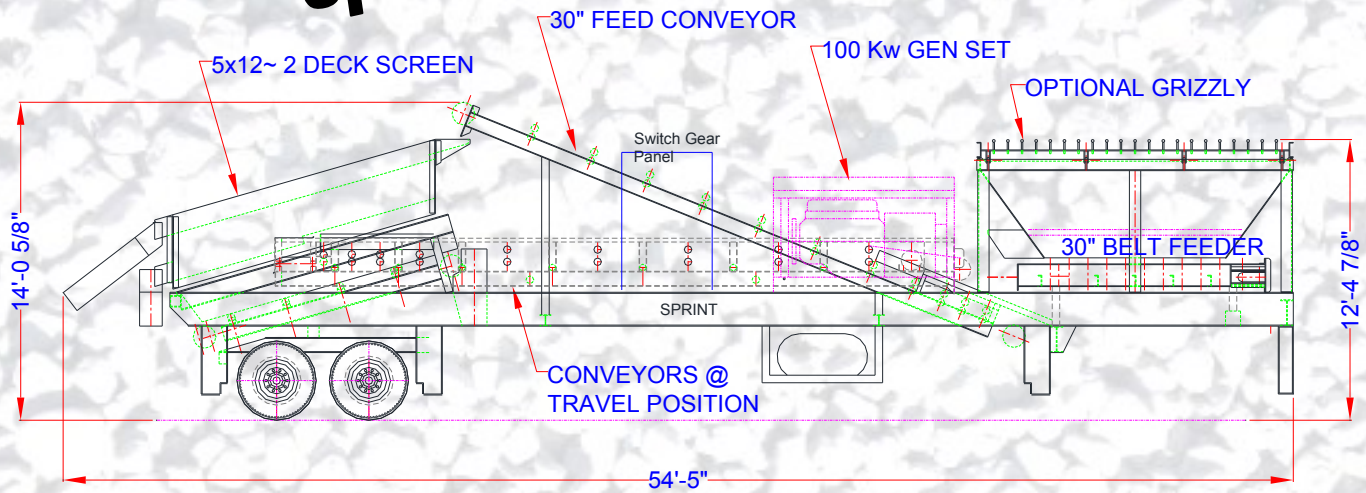


Heavy duty bearing housing with remote lube and adjustable counter-weight.

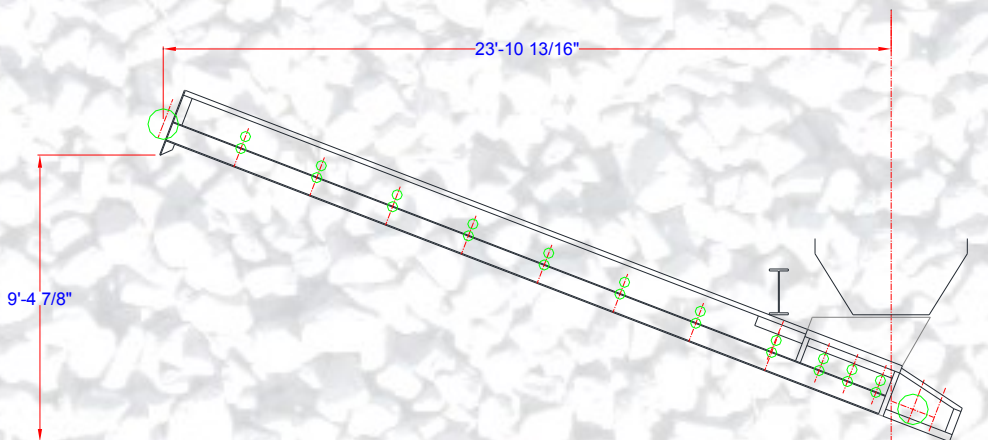




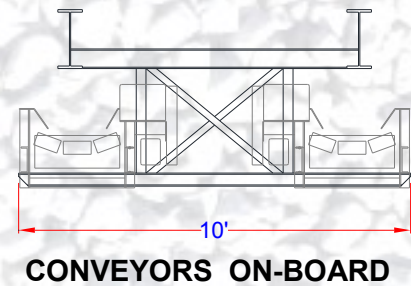
Sprint plants make the difference



5x12 SPRINT PLANT



PRODUCT CONVEYOR IN OPERATION



Contact us about the 4x12 or the 5x12 Sprint Plant, and the many options available from Fab Tec, Inc.



With the Quality built in